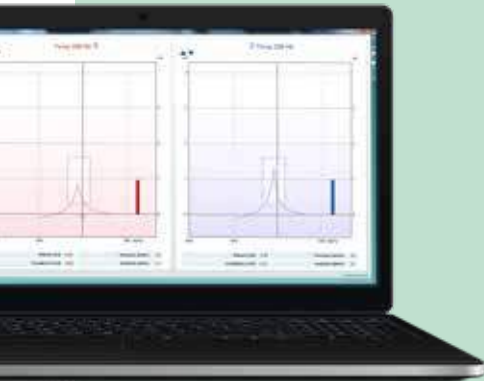


Science **made** smarter

# AT235

Middle ear  
assessment  
**made** ideal

Diagnostic  
& clinical  
tympanometry  
with basic  
audiometry



**Interacoustics**

Audiometry

**Tympanometry**  
~~~~~

ABR

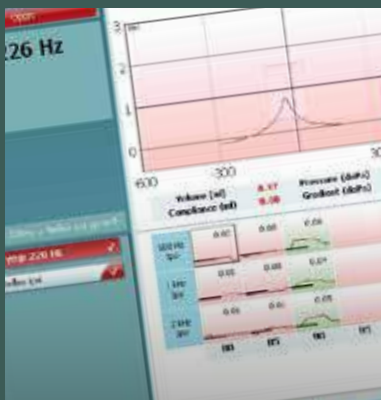
OAE

Hearing Aid Fitting


Balance

# User friendly & reliable middle ear analyzer

Flexible use & mounting  
User friendly & reliable



Tympanogram and reflex test results displayed simultaneously



Visual child distraction

The AT235 is an automatic middle ear analyzer ideal for diagnostic and screening evaluations.

#### Test batteries

Test batteries of the AT235 include standard tympanometry, ipsilateral and contralateral acoustic reflex, reflex decay, two Eustachian tube function tests (the ETF 1 - Williams test and ETF 2 - Toynbee test) as well as air conduction audiometry including automated test function.

The AT235h, the extended version of the AT235, also includes high frequency probe tones to optimize testing of infants, manual tympanometry, reflex latency and the additional ETF test suitable in case of patulous tympanic membrane (continuous sensitive impedance measurement).

A basic air conduction pure tone audiometry function is a standard feature on the AT235. Basic pure tone audiograms may be generated manually or with an automatic HL function. All that is required is the purchase of an optional headset.

#### Flexible use and mounting

Ergonomically designed and user friendly, the AT235 can be used as a desk unit, wall-mounted unit, or portable instrument.

An optional bracket for wall mounting is available, but the mounting holes also make it possible to use a standard bracket with VESA mounting that can be bought in many TV stores.

AT235 is the optimum solution if traveling between sites:

The AT235 can hold up to 500 clients and 50,000 sessions that, in combination with the optional SYNC mode, can be used to synchronize with the Interacoustics database OtoAccess™ or NOAH when returning to your office

A printer can be connected directly to the AT235 eliminating the need for a PC. Optional carrying case

#### Child distraction

To help distract children while obtaining the tympanogram and reflex measures, the AT235 can present a train moving across the lower part of the screen.

| Test                                        | AT235 | AT235h |
|---------------------------------------------|-------|--------|
| Tymp 226Hz                                  | X     | X      |
| Tymp 678, 800 & 1000Hz                      |       | X      |
| Manual tympanometry                         |       | X      |
| Reflex Ipsilateral                          | X     | X      |
| Reflex Contralateral                        | X     | X      |
| ETF 1 test non-perforated tympanic membrane | X     | X      |
| ETF 2 test perforated tympanic membrane     | X     | X      |
| ETF 3 patulous tympanic membrane            |       | X      |
| Reflex Decay                                | X     | X      |
| Reflex Latency                              |       | X      |
| Pure tone audiometry                        | X     | X      |
| Modified Hughson-Westlake audiometry test   | X     | X      |

Tympanometry & basic audiometry in one powerful device

**Extended version**


AT235h is the extended version that offers high frequency probe tones (678, 800 and 1000Hz), manual tympanometry, reflex latency and the additional Eustachian tube test - patulous



# User friendliness brought to the next level

| Color: | Probe:                                                                              | Status:                                                        |
|--------|-------------------------------------------------------------------------------------|----------------------------------------------------------------|
| Red    |    | Right ear is selected. Probe is out of the ear.                |
| Blue   |    | Left ear is selected. Probe is out of the ear.                 |
| Green  |   | Probe is in the ear and a seal is maintained.                  |
| Yellow |  | Probe is in the ear and is blocked, leaking or too noisy.      |
| White  |  | The probe has just been attached. Probe status is yet unknown. |

Probe status displayed on probe / shoulder box



## Dedicated probe systems

The AT235 includes either a diagnostic probe or a clinical probe system to fit your needs.

The diagnostic probe is hand-held and ideal for quick tymps and a screening reflex.

The clinical probe is ideal for more lengthy exams where stability is important and noise from rattling should be avoided.

You can choose to have both probe systems included with your AT235. It is quick and easy to change between the two probe systems. The clinical probe shoulderbox can be placed on the client by using the optional headband, clips or key hanger.

Probe status is displayed on the probe shoulderbox for both probe systems which enables you to keep focus on the client. The probe has a button for remote change of ears - this also applies to both probe systems.

Both probe systems are very easy to take apart for cleaning.

## Customizable protocols to meet specific client types

AT235 offers the possibility to create user-defined test protocols by combining different tests from the test battery into one test flow. For instance you can create a simple screening procedure and a more in-depth evaluation. Avoid wasting time with different client types as each test protocol can have separate test limits to meet the need of a specific client types.

## Great overview of test results

The 10" adjustable display provides a great overview of the measurements where several test results can be seen on the same screen. The image is sharp and clear. The screen can be tipped and adjusted to avoid light reflection on the screen.

The built-in HDMI output makes it possible to show the screen on a projector or TV. This may be relevant in counseling sessions to help the client get a better understanding of the test results. It is also ideal for educational purposes, as students can easily follow the test results when displayed on a larger screen.

## Reduced number of buttons

Few dedicated buttons on the AT235 make it easy to navigate between various functions. Function buttons with changing help texts on the screen guide you to navigate efficiently.

Diagnostic probe

Clinical probe

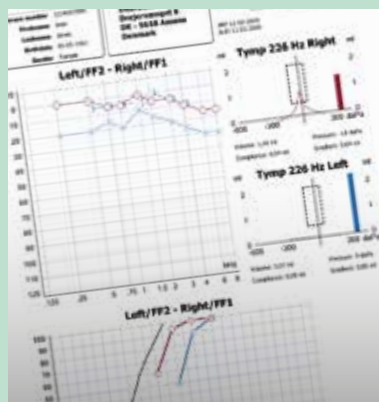
10"  
adjustable  
display




Optional wall mounting bracket offered

# PC Integration Printing Language options

Direct printout from the AT235 or via customizable templates in the Diagnostic Suite software. Save in NOAH or the Interacoustics OtoAccess™ database.



Printout via Diagnostic Suite software and the Print Wizard.



Direct printouts from standard printer



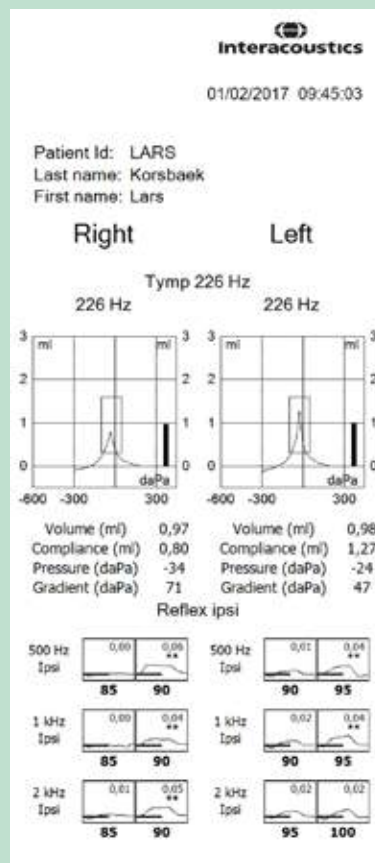
Design your own reports. Interacoustics software suites include a common embedded print wizard. This is a flexible tool that supports reporting requirements for streamlining workflow.

**Supports several languages**

The display language of the AT235 can be changed according to your need: Chinese, English, Finnish, French, German, Greek, Italian, Japanese, Korean, Norwegian, Polish, Portuguese, Russian, Spanish and Turkish.

**Printing Options**

You can print directly from the AT235 to a small 3" printer or a standard printer eliminating the need for a PC if you just want to print your measurement. If the data is downloaded to the Interacoustics OtoAccess™ database or NOAH, printouts may be generated through the PC.



Direct printout from 3" printer

**Combined printing and reporting**

The Print Wizard combines audiometric, impedance and fitting data for full client reporting.

Unlimited customizable templates are useful alternative templates for different test applications.

- Retrieve client demographics from OtoAccess™ and NOAH
- Merge audiometric and impedance test data onto a single page
- Text field for session observations and conclusions
- Insert bitmaps, such as clinic logos
- Individual session dates
- Highly configurable symbols for quick reference

# Science made smarter

## Interacoustics is more than state-of-the-art solutions

Our mission is clear. We want to lead the way in audiology and balance by translating complexity into clarity:

- Challenges made into clear solutions
- Knowledge made practical
- Invisible medical conditions made tangible and treatable

Our advanced technology and sophisticated solutions ease the lives of healthcare professionals.

We will continue to set the standard for an entire industry. Not for the sake of science. But for the sake of enabling professionals to provide excellent treatment for their millions of patients across the globe.

[Interacoustics.com](http://Interacoustics.com)

Interacoustics A/S

Audiometer Allé 1  
5500 Middelfart  
Denmark

+45 6371 3555  
[info@interacoustics.com](mailto:info@interacoustics.com)

[interacoustics.com](http://interacoustics.com)

Go online to  
explore our  
full product  
range

## Related products



**Viot™**  
Video Otoscope



**AD629**  
Diagnostic audiometer



**Titan**  
Middle ear analyzer

## Product specifications

All technical and hardware specifications concerning all products can be downloaded from our website.

  
**Interacoustics**

Audiometry

Tympanometry  
~~~~~

ABR

OAE

Hearing Aid Fitting

Balance